

Horno 1 Chimenea 1

March			April			May			Jun			Jul			Aug								
Hrs/Sem	Base Emission	CO	Hrs/Sem	Base Emission	CO	Hrs/Sem	Base Emission	CO	Hrs/Sem	Base Emission	CO	Hrs/Sem	Base Emission	CO	Hrs/Sem	Base Emission	CO						
S1	91	3.39	308.49	S1	78	3.39	264.42	S1	78	3.39	264.42	S1	98	3.39	332.22	S1	91	3.39	308.49	S1	91	3.39	308.49
S2	91	3.39	308.49	S2	78	3.39	264.42	S2	78	3.39	264.42	S2	98	3.39	332.22	S2	84	3.39	284.76	S2	98	3.39	332.22
S3	78	3.39	264.42	S3	65	3.39	220.35	S3	78	3.39	264.42	S3	98	3.39	332.22	S3	84	3.39	284.76	S3	98	3.39	332.22
S4	91	3.39	308.49	S4	65	3.39	220.35	S4	70	3.39	237.3	S4	91	3.39	308.49	S4	84	3.39	284.76	S4	91	3.39	308.49

Horno 1 Chimenea 2

March			April			May			Jun			Jul			Aug								
Hrs/Sem	Base Emission	CO	Hrs/Sem	Base Emission	CO	Hrs/Sem	Base Emission	CO	Hrs/Sem	Base Emission	CO	Hrs/Sem	Base Emission	CO	Hrs/Sem	Base Emission	CO						
S1	90	4.54	408.6	S1	84	4.54	381.36	S1	70	4.54	317.8	S1	96	4.54	435.84	S1	78	4.54	354.12	S1	84	4.54	381.36
S2	91	4.54	413.14	S2	78	4.54	354.12	S2	75	4.54	340.5	S2	96	4.54	435.84	S2	91	4.54	413.14	S2	84	4.54	381.36
S3	91	4.54	413.14	S3	78	4.54	354.12	S3	75	4.54	340.5	S3	98	4.54	444.92	S3	78	4.54	354.12	S3	84	4.54	381.36
S4	91	4.54	413.14	S4	78	4.54	354.12	S4	70	4.54	317.8	S4	98	4.54	444.92	S4	78	4.54	354.12	S4	70	4.54	317.8

Horno 2 Chimenea 1

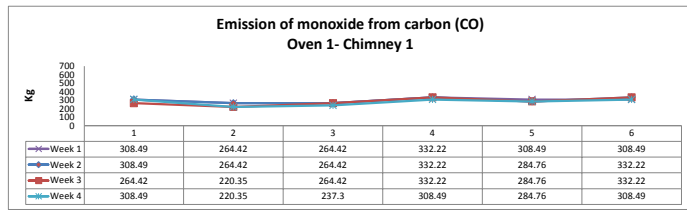
March			April			May			Jun			Jul			Aug								
Hrs/Sem	Base Emission	CO	Hrs/Sem	Base Emission	CO	Hrs/Sem	Base Emission	CO	Hrs/Sem	Base Emission	CO	Hrs/Sem	Base Emission	CO	Hrs/Sem	Base Emission	CO						
S1	91	2.73	248.43	S1	78	2.73	212.94	S1	70	2.73	191.1	S1	98	2.73	267.54	S1	78	2.73	212.94	S1	78	2.73	212.94
S2	91	2.73	248.43	S2	78	2.73	212.94	S2	78	2.73	212.94	S2	98	2.73	267.54	S2	78	2.73	212.94	S2	84	2.73	229.32
S3	91	2.73	248.43	S3	78	2.73	212.94	S3	78	2.73	212.94	S3	84	2.73	229.32	S3	78	2.73	212.94	S3	84	2.73	229.32
S4	84	2.73	229.32	S4	78	2.73	212.94	S4	78	2.73	212.94	S4	84	2.73	229.32	S4	91	2.73	248.43	S4	78	2.73	212.94

Horno 2 Chimenea 2

March			April			May			Jun			Jul			Aug								
Hrs/Sem	Base Emission	CO	Hrs/Sem	Base Emission	CO	Hrs/Sem	Base Emission	CO	Hrs/Sem	Base Emission	CO	Hrs/Sem	Base Emission	CO	Hrs/Sem	Base Emission	CO						
S1	84	6.97	585.48	S1	70	6.97	487.9	S1	78	6.97	543.66	S1	98	6.97	683.06	S1	70	6.97	487.9	S1	78	6.97	543.66
S2	84	6.97	585.48	S2	70	6.97	487.9	S2	78	6.97	543.66	S2	98	6.97	683.06	S2	65	6.97	453.05	S2	78	6.97	543.66
S3	84	6.97	585.48	S3	78	6.97	543.66	S3	78	6.97	543.66	S3	91	6.97	634.27	S3	65	6.97	453.05	S3	70	6.97	487.9
S4	84	6.97	585.48	S4	78	6.97	543.66	S4	84	6.97	585.48	S4	98	6.97	683.06	S4	70	6.97	487.9	S4	70	6.97	487.9

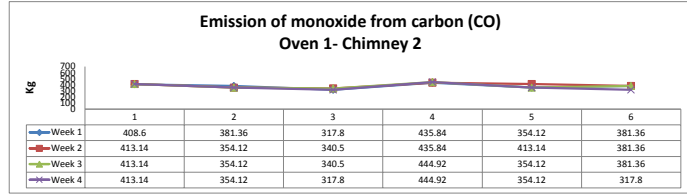
Horno 1- chimenea 1

	MESES					
	Marzo (1)	Abril (2)	Mayo (3)	Junio (4)	Julio (5)	Agosto (6)
Week 1	308.49	264.42	264.42	332.22	308.49	308.49
Week 2	308.49	264.42	264.42	332.22	284.76	332.22
Week 3	264.42	220.35	264.42	332.22	284.76	332.22
Week 4	308.49	220.35	237.3	308.49	284.76	308.49



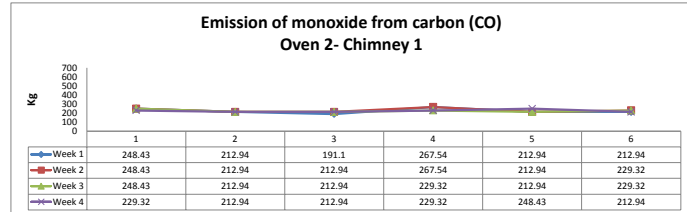
Horno 1- chimenea 2

	MESES					
	Marzo (1)	Abril (2)	Mayo (3)	Junio (4)	Julio (5)	Agosto (6)
Week 1	408.6	381.36	317.8	435.84	354.12	381.36
Week 2	413.14	354.12	340.5	435.84	413.14	381.36
Week 3	413.14	354.12	340.5	444.92	354.12	381.36
Week 4	413.14	354.12	317.8	444.92	354.12	317.8



Horno 2- chimenea 1

	MESES					
	Marzo (1)	Abril (2)	Mayo (3)	Junio (4)	Julio (5)	Agosto (6)
Week 1	248.43	212.94	191.1	267.54	212.94	212.94
Week 2	248.43	212.94	212.94	267.54	212.94	229.32
Week 3	248.43	212.94	212.94	229.32	212.94	229.32
Week 4	229.32	212.94	212.94	229.32	248.43	212.94



Horno 2- chimenea 2

	MESES					
	Marzo (1)	Abril (2)	Mayo (3)	Junio (4)	Julio (5)	Agosto (6)
Week 1	585.48	487.9	543.66	683.06	487.9	543.66
Week 2	585.48	487.9	543.66	683.06	453.05	543.66
Week 3	585.48	543.66	543.66	634.27	453.05	487.9
Week 4	585.48	543.66	585.48	683.06	487.9	487.9

